



Your Guide to Window & Door Security



Securing your home

This booklet has been designed with you in mind and answers the simple question of 'What locks should I put where?' when you're thinking about door and window security for your home.

Burglaries do not occur by chance

Research (and sometimes personal experience) tells us that the majority of burglaries are committed by the 'amateur' burglar who looks for an easy opportunity. Good quality locks on doors and windows make it harder for burglars to enter your home and prevent thieves from leaving other than by the way they entered. This minimises items that can be stolen as it is very difficult to carry bulky items. Even a professional may move on rather than spend too much time or make too much noise trying to break into a home protected by quality security products.

Practical ways to protect your home and possessions

Acting on the following three steps will be enough to deter most burglars:

- Install double cylinder deadlocks or deadlatches on all external doors
- Install key operated window locks on all windows
- Install three-point deadlocking locks on all security screen doors

Additional security

For additional security tips and a handy going away checklist please refer to the inside back cover of this booklet or visit the Whitco website at www.whitco.com.au



Door and Window Security

CYL4^a One Key Security convenience

CYL4 is a patented innovation that allows ASSA ABLOY window locks and patio bolts to be keyed to door locks that use the most common key type (C4), thus providing customers with the added convenience of having to use only one key around the home.

Most Australian door locks are operated by a C4 key. Traditional window locks are incompatible with a C4 key. Therefore homeowners are required to carry at least one key for their door locks, and a different key (or keys) for their window locks.

The introduction of ASSA ABLOY's unique CYL4 technology has revolutionised home locking security. Our new high security window lock and patio bolt ranges incorporate the patented CYL4 cylinder which is quickly and easily keyed alike to your customer's 5 pin C4 door key.




Products displaying this logo feature the innovative CYL4 technology and can be keyed alike to door locks and other CYL4 products in your home.


CYL4^a Compatible

These products use the C4 key type, which can now be used to operate CYL4 window and patio bolt products.

Window Locks



Sliding



Double Hung



Pushlock

High Security CYL4 Sliding Window Lock. Secure locking for sliding aluminium windows. The Pushlock allows windows to be locked in either closed or venting positions.



Sliding



☒ Aluminium



Multibolt

High Security CYL4 Multibolt Window Lock. Strong multi-purpose deadlock. The Multibolt has push to bolt or key to deadlock operation.



Sliding



Double Hung



Casement



Awning

☒ Aluminium

☒ Timber



Mini Window Bolt

High Security CYL4 Compact Window Bolt. Compact deadlocking window bolt with convenient and safe, push to bolt and key to deadlock operation.



Sliding



Double Hung



☒ Timber



Casement



Awning



Window Bolt

High Security CYL4 Multi-Purpose Window Bolt. Deadlocking window bolt with convenient and safe, push to bolt and key to deadlock operation.



Sliding



Double Hung




Casement



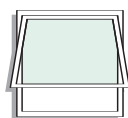
Awning

☒ Aluminium

☒ Timber



Casement



Awning



Mini Pushlock
High Security CYL4
Compact Window
Lock. Compact design
with push button to
deadlock and key to
unlock operation.



Casement



Awning



☒ Aluminium

☒ Timber



Lockable Winders
Ideal for windows where
through screen operation
is required. Can be locked
in a venting position and
wound shut when locked.



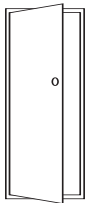
Awning

☒ Aluminium

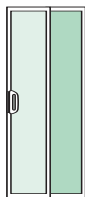
☒ Timber



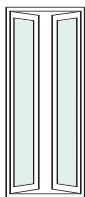
Door Locks



Hinged



Sliding



Patio



Entrance
Key On Lever Knob


Knobset with deadlatching latch for security on external hinged doors. Also available in passage, privacy or dummy sets.



Hinged

CYL4* Compatible

☒ Timber



Entrance
Key On Lever

Lever set with deadlatching latch for security on external hinged doors. Also available in passage, privacy or dummy sets.



Hinged

CYL4* Compatible

☒ Timber



Deadbolt

Double cylinder (keyed both sides) deadlocking bolt for real security. Ideal for use with a key On Lever knob set.



Hinged

CYL4* Compatible

☒ Timber



Deadlatch

Auto-deadlocking latch, double cylinder (keyed both sides) for added security. With latch hold back and Safety Release features.



Hinged

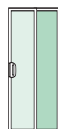
CYL4* Compatible

☒ Timber



Blaxland


A durable easy to fit sliding glass door deadlock.



Sliding


CYL4[®] Compatible

- ☒ Aluminium
- ☒ Timber



Protector

Attractive patio door mortice lock. Fits 32mm to 40mm thick doors and suits a wide range of lever handles. Rebate components available for French door applications.



Hinged



Patio


CYL4[®] Compatible

- ☒ Timber



Patio Bolt

Premium High Security CYL4 Patio Bolt with concealed fixing. Ideal for deadlocking patio or sliding doors or for added security on front or back doors.



Hinged

Sliding

Patio




- ☒ Aluminium
- ☒ Timber



Door Restrictor

Provides secondary security while someone is at home.



Hinged

- ☒ Timber



Door Viewer

180 degree viewer to screen unwanted visitors.



Hinged

- ☒ Timber



Door Chain


Provides secondary security while someone is at home.




Hinged

- ☒ Timber

Security Screen Door Locks



Security Screen




Sliding Security Screen



Tasman

Easy fit, deadlocking security door lock with internal snib and new DualSelect feature for high quality safety and security.



Security Screen


CYL4[®] Compatible

- ☒ Aluminium
- ☒ Steel



Leichhardt

Parrot beak deadlock for sliding security screen doors with inside snib.



Sliding Security Screen


CYL4[®] Compatible

- ☒ Aluminium



Hinged Door Closers

Smooth pneumatic operation with adjustable closing speed and hold open bracket.



Security Screen

- ☒ Aluminium
- ☒ Timber



Sliding Door Closers

Smooth pneumatic operation with adjustable closing speed.




Sliding Security Screen

- ☒ Aluminium



Screen Door Latch

Latch only for basic security of hinged flyscreens.



Security Screen

- ☒ Aluminium
- ☒ Timber

Whitco Warranty

With a strong Australian heritage, Whitco offers a wide range of value for money, high quality, locking hardware solutions.

Whitco proudly stands behind its products, warranting them to be free from defects in material and workmanship for a period of ten years from the date of purchase.

For detailed conditions of the Whitco Warranty visit www.whitco.com.au and click on 'Info Centre', then 'Catalogues'. Select 'General Information'.



Going Away Checklist

The following are useful ideas and should be used as appropriate for your situation.

- ▶ Lock all door and windows, including garage, house and garden shed. ☐
- ▶ Cancel newspaper and milk deliveries. ☐
- ▶ Lock away all tools and ladders. ☐
- ▶ Arrange for lawns and shrubs to be trimmed while you are away. ☐
- ▶ Display 'Beware' signs if you have a dog or alarm - advertise it. ☐
- ▶ Leave a radio on quietly. ☐
- ▶ Do not draw your curtains. ☐
- ▶ Leave appropriate internal light(s) on connected to a timer so it goes on at night only. ☐
- ▶ Advise your neighbours of your plans. Arrange for mail to be collected if possible or held by the postal service. ☐

