

**Whitco**<sup>®</sup>  
SECURING YOUR HOME™

# General Door

Hardware





**CYL4™ is a patented innovation that allows ASSA ABLOY window locks and patio bolts to be keyed to door locks that use the most common key type (C4), thus providing customers with the added convenience of having to use only one key around the home.**

Most Australian door locks are operated by a C4 key. Traditional window locks are incompatible with a C4 key. Therefore homeowners are required to carry at least one key for their door locks, and a different key (or keys) for their window locks.

The introduction of ASSA ABLOY's unique CYL4™ technology has revolutionised home locking security. Our new high security window lock and patio bolt ranges incorporate the patented CYL4™ cylinder which is quickly and easily keyed alike to your customer's 5 pin C4 door key.



The ASSA ABLOY Key Gauge, provided in the CYL4™ Keying Kit, allows fast and accurate determination of the key code.



The patented CYL4™ cylinder has been designed to retain its wafers when the key is removed. This makes re-keying the CYL4™ cylinder quick and easy for retailers and locksmiths alike.



There are 10 CYL4™ wafers numbered 0-9, that cover the 10 depths of a C4 key. Six wafers are arranged in pairs to match the first 3 cuts of the customer's key.



Using the CYL4™ Keying Kit, you can re-key any ASSA ABLOY CYL4™ window lock or patio bolt to the customer's C4 key in just a few minutes. EASY!

## General Door Hardware

### Contents

Description	Page
CYL4™ Patio Bolt	4-5
Flush Bolts	6
Door Viewer	7
Safety Latch	8
Timber Door Hinges	9
Screen Door Hinges	10

## CYL4™ Patio Bolt



### Application / Description

Premium high security CYL4™ Patio Bolt with concealed fixing

### Features and Specifications

CYL4™ One Key Security - Can be matched to most door locks for one key convenience  
High security, robust construction, resists attack

Solid zinc diecast metal body

Concealed fixing for security and style

Key to lock, key to unlock

Strong 9.5mm steel bolt

49mm bolt extension

Bolt engages without locking for safety

Reversible bolt for left or right handed installation

Stainless steel ferrule for timber applications

Allows door to be locked in closed or venting positions - (Sliding door applications)

Stainless steel keeper for use when bolt doesn't engage door frame

Extended (78mm bolt extension) versions available

Single and Twin Keyed Alike display packs available

Display and Trade Pack available

Made in Australia with imported components

### Keying

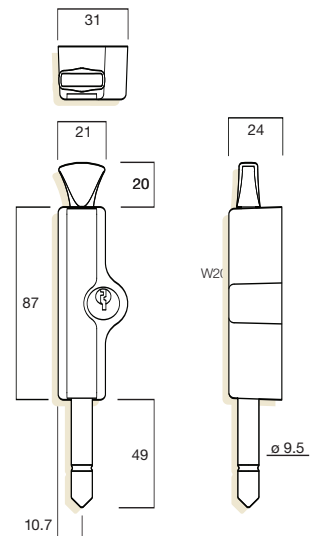
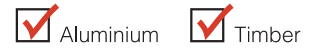
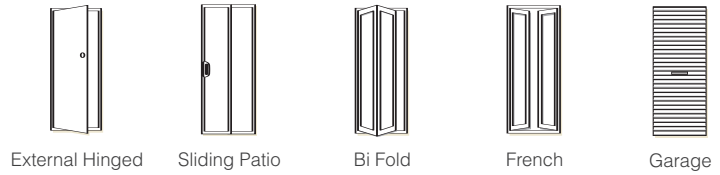
CYL4™ cylinder - Can be Keyed Alike to all door locks that use a 5 pin key with a C4 profile, and to CYL4™ window locks.

Or - 5 disc wafer cylinder - Can be Keyed Alike to other Whitco 5 disc products

Two Whitco keys included

### Non Standard Finishes

Other polyester powder coat finishes available on application



# General Door Hardware

## CYL4™ Patio Bolt

### Standard Finishes

Available in polyester powder coat finishes

Silver 11	Mahogany 12	White 16
Black 17	Primrose 19	Doeskin 23

These finishes are an indicative representation, actual product finishes may vary.

### Ordering

•• Denotes finish. See price list for available pack / finish combinations

**Display Pack** - Includes 2 x Stainless Steel Ferrules, 4mm Packer and Flat Keeper

Single Pack - CYL4 Cylinder W22061••

Twin Pack - Keyed Alike - CYL4 Cylinder W22068••

**Trade Packs** - Includes 2 x Stainless Steel Ferrules, 4mm Packer and Flat Keeper

CYL4 Cylinder - Keyed Alike W22063••C4

5 Disc Wafer Cylinder - Keyed Alike W22063••D5

No Cylinder W22070••

With Extended Bolt - Keyed Alike W2207517

### Accessories

Angle Keeper -	Zinc plated steel	W2206701		
Flat Keeper -	Zinc plated steel	W2206901		
4mm Packer-		W22072••		
-				
7mm Packer-		W22073••		
-				
Extended Bolt Only-	Silver	W2206611		
-	Mahogany	W2206612		
-	White	W2206616		
-	Black	W2206617		

W2206701

W2206901

W22066••

# General Door Hardware

## Flush Bolts

### Application / Description

Zinc diecast steel insert flush bolts for aluminium application

### Features and Specifications

- Suitable for left or right hand closing doors
- Hardened steel insert bolt for increased security
- Concealed fixing and operation when edge mounted
- Easy to use slide operation
- Smooth action

Trade pack available  
Made to Whitco specifications

### Keying

Not keyed

### Non Standard Finishes

Other polyester powder coat finishes available on application

### Accessories

No accessories are available for this product


Aluminium



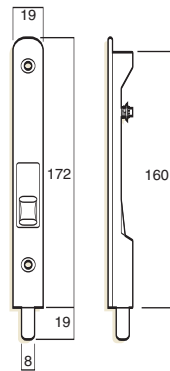
Sliding Patio



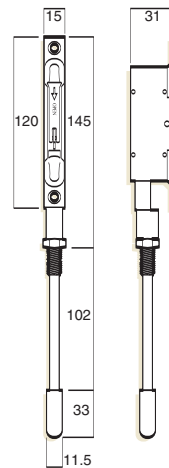
Bi Fold



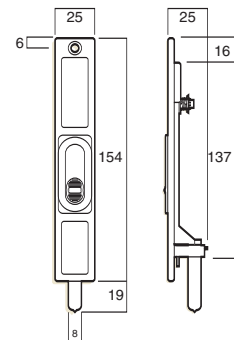
French



W2027\*\*



W203817



W204317

## Standard Finishes

Available in both plated and polyester powder coat finishes

- Bright Gold 02
- Bright Chrome 08
- Satin Chrome 05
- Black 17

These finishes are an indicative representation, actual product finishes may vary.

## Ordering Procedure

\*\* Denotes finish. See price list for available pack / finish combinations

### Trade Pack

20 mm body width / 170 mm throw	W2027**
20 mm body width / 150 mm throw	W203817
21 mm body width / 155 mm throw	W204317

## General Door Hardware

### Door Viewer

#### Application / Description

Easy to install solid metal through-door viewer

#### Features and Specifications

Flush mounted  
180° degree viewing  
Easy to install through-door  
Suits 36 mm to 60 mm thick timber

Display and Trade packs available  
Made to Whitco specifications

#### Keying

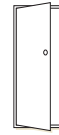
Not keyed

#### Non Standard Finishes

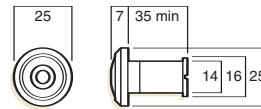
Other finishes are not available

#### Accessories

No accessories are available for this product



External Hinged Internal Hinged



### Standard Finishes

Available in solid brass and plated finish



Polished Brass 06



Bright Chrome 08

### Ordering

**Display pack** W430108

**Trade pack** W430206

**Safety Latch**

**Application / Description**

Polymer self-latching catch with external release mechanism for sliding door applications

**Features and Specifications**

Nylon polymer construction  
Automatic self-latching action  
External push-button release  
Complete with fixing screws

Display pack available  
Australian made

**Keying**

Not keyed


**Non Standard Finishes**

Other finishes are not available

**Accessories**

No accessories are available for this product

- Aluminium
- Timber



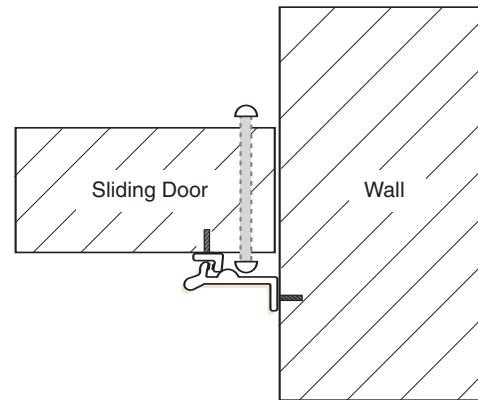
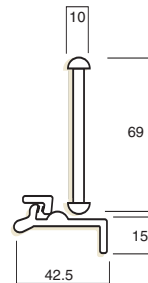
Security Screen



Flyscreen



Internal Sliding



**Standard Finishes**

- Black 17

**Ordering**

Display pack                      W826017



# General Door Hardware

## Timber Door Hinges

### Application / Description

Fast fix hair line steel timber door hinge

### Features and Specifications

Popular size  
Suited to medium weight doors  
Steel fixed pin construction

Trade packs available  
Made to Whitco specifications

### Keying

Not keyed

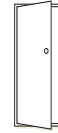
### Non Standard Finishes

Other finishes are not available

### Accessories

No accessories are available for this product

Aluminium  Timber



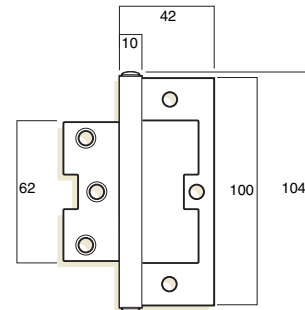

External Hinged



Internal Hinged



Cupboard



### Standard Finishes

Available in natural zinc and electroplated brass

Zinc 01

Electroplated brass 06

### Ordering

#### Trade pack

Zinc	W832301
Electroplated brass	W832306

### Packer

Zinc plated steel 0.8mm steel packer	W831501
--------------------------------------	---------

### Trade Pack

Steel Fixed Pin	W8314●●
-----------------	---------

Steel Fixed Pin with Safety Prong	W8316●●
-----------------------------------	---------

Steel Fixed Pin Step Over Version	W831817
-----------------------------------	---------



